

Summsalabim



game manual



Summsalabim



The cooperative and sustainable bumblebee-game from Karin Hetling, with illustrations from Nicole Pustelny



Dieses Regelbuch gibt es auch auf deutsch. Für den Download, Scanne den QR-Code.



Ce livret de règles existe aussi en français: scannez ce QR code pour y accéder.



Volete giocare a "Summsalabim" e non capite il tedesco? Basta scansionare questo codice QR.



Este reglamento también está disponible en español. Escanea el código QR para conseguirlo.



We just wanted to say a quick thank you.

By buying "Summsalabim", you are not only supporting the work of our sustainable games collective "Gaiagames" and the development of other great environmental games, but also the initiative "Deutschland summt!", to which we donate part of the profits.



Deutschland summt!

The initiative has been drawing attention to the topic of "biological diversity" since 2010. By informing, inspiring and motivating, they are engaging citizens in the protection of bees, insects and habitats through both guided and independent action. In addition to a Germany wide network of more than 40 "bee cities", there has been a planting competition since 2016. The common goal is to work for the preservation of biodiversity
<https://www.deutschland-summt.de>

Did you know that the bumblebee is actually a wild bee?

There are 41 species of bumblebee in Germany. They are nest building insects and a single colony can consist of 50 to 600 individuals. The queen, workers and, in late summer, male bumblebees, also known as drones, live together in the nest. Only the young queens, who mate in autumn, live through the winter. They alone establish a new bumblebee colony in the spring of the following year. Bumblebees visit a variety of different plant species. There they collect nectar and pollen.

Similar to honeybees, bumblebees can communicate with each other. However, they do not use an elaborate dance for this, but chemical messengers, so-called pheromones. They use them, for example, to mark collection points for nectar in the nest or certain flowers. Humming also plays a role in communication.



Don't feel like reading the instructions?

Then watch the video that explains the rules. Just scan the QR code on the left or go to www.gaia.games.de/Spiele/Summsalabim/.

Note: In the rules, we refer to players and want to address people of all genders.

Introduction

The bumblebees are swarming around the flower meadow and busily collecting nectar. A diverse buzzing and humming can be heard all around. But with so many colourful flowers, it is not easy to find the right flower. Fortunately, the bumblebees help each other and show each other the right way by humming.

Game material

Large wooden bumblebee (recommended for large fingers)

Small wooden bumblebee (recommended for small fingers)



20 Large Flower Tiles



Laboratory of Pestizido



Bumblebee Nest

Magic-Dice



20 Small Tiles



And how do you buzz? Design your own bumblebees!

You can paint and design the wooden bumblebees yourself. Find waterproof pens and paints, get creative and then play with your very own bumblebee. Here are a few suggestions for designing your own wooden bumblebee.



Steinhummel



Baumhummel



Gartenhummel



Ackerhummel



Wiesenhummel

Goal of the game

In "Summsalabim" you play together and not against each other. Take on the role of a bunch of bumblebees and collect pollen and nectar for the nest and the offspring. By humming together, you try to guide the collecting bumblebee to the right flower.

Game Setup (Basic Game)

- 1) Place all of the large flower one by one in the middle of the table. All players must be able to reach the flowers easily. The greater the distance between the individual flowers, the easier the game.
- 2) Place all of the small tiles on the table with the bumblebee side up, surrounding the flower meadow.
- 3) Put the bumblebee nest on the table.

The magic-dice is not needed in the basic game.

The last person to have seen a bumblebee in real life is the "collecting bumblebee". All others are "buzzing bumblebees" or "**buzzers**" for short.



How a round is played

1) The collecting bumblebee takes one of the two wooden bumblebees, then closes their eyes or turns around.

2) The buzzer to the left of the collecting bumblebee flips a small tile. All the bumblebees look closely at the flower on the backside and place the tile face down next to the bumblebee's nest.

They want to lead the collecting bumblebee to this flower. But shhh!

Buzzers cannot speak or point, they can only buzz!



Try it out: how do you buzz the best? "Mmmm" or "Sssss"? Wild or relaxed? Loud when the collecting bumblebee is getting closer, or more quiet when it is flying away?

3) The collecting bumblebee opens the eyes and places the wooden bumblebee on the tip of the finger (or 2 fingers).



4) When the buzzers start buzzing, the collecting bumblebee flies across the flower meadow. When it thinks it has found the right flower because of the buzzing of the others, it sets off to land.

Flying and landing the wooden bumblebee **with only one finger** requires some skill. In the beginning you can use more than one finger. We recommend a few test flights.

5a) Did everything work? Did the wooden bumblebee land the correct way round? Does it touch the right flower and no others?

Great, you have collected nectar for you and your offspring!

Place the small tile with the bumblebee side up on an empty space in the bumblebee nest.



5b) The wooden bumblebee has fallen down, landed on its back or touches a wrong flower?

Unfortunately, you couldn't collect any nectar this round.

Place the small tile with the flower side up on an empty space in the bumblebee nest.



6) Pass the wooden bumblebee clockwise to the next collecting bumblebee and start a new round.

End of the game


The game ends after 10 rounds, as soon as there are no more free spaces in the bumblebee nest.

Are there more bumblebees than flowers in the bumblebee nest? Then you have collected enough nectar and won the game together. Maybe next time you'll manage to collect even more for yourselves and your offspring.

Do you want to know what the magic-dice and its owner "Pestizido" are all about? Are you ready for an even bigger challenge? Then continue reading now.

Game variant: The powerful wizard "Pestizido" (from 6 years old)

Everything seems peaceful, but suddenly one of the little bumblebees senses danger and sees a green fog rising on the horizon. Something seems to be wrong. Do you want to know what happened? Then turn the page!





Now all your courage, your skill and your team spirit are needed. Because the powerful sorcerer Pestizido has appeared on the meadow with his poison pot. Unfortunately, he only has himself and his own goals in mind. He does not think about what he is doing to nature with his poisonous spells. The fog and the steams will confuse you and your senses. Will you manage to collect enough nectar despite the new challenge? We will see!

Game setup (Pestizido)

The game setup remains the same, except for the following 2 changes: Place Pestizido's laboratory in a prominent position next to the bumblebee's nest. Have the magic-dice ready.



How a round is played

All rules remain the same, with the following addition: At the beginning of each round, the collecting bumblebee rolls the magic-dice to determine which poisonous spell Pestizido will cast on you this round.



Summsalabim: Pestizido has cast a memory spell on you. You can only look at the flower on the back of the chip for as long as you say "Summsalabim" (normal speaking speed).



Fogged: Pestizido causes a dense fog to rise which impairs your vision. The collecting bumblebee must fly with its eyes closed (blind).



On Point: Pestizido has confused the bumblebees' orientation. The collecting bumblebee must land completely on the flower.



Air Pollution: Pestizido has polluted the air. At the beginning of the flight all bumblebees are only allowed to take 1 breath. You may only hum until you have to catch your breath again.



Itty-Bitty Wings: (3 players or more, otherwise roll the dice again): Pestizido has shrunk the wings of the bumblebee. This makes it very weak and it has to be flown by 2 collecting bumblebees. The player on the right also closes their eyes at the beginning when the target flower is revealed. The wooden bumblebee is then placed on the 2 index fingers of the collecting bumblebees and they fly together.



Joker: The collecting bumblebee may choose a spell.



End of the Game?

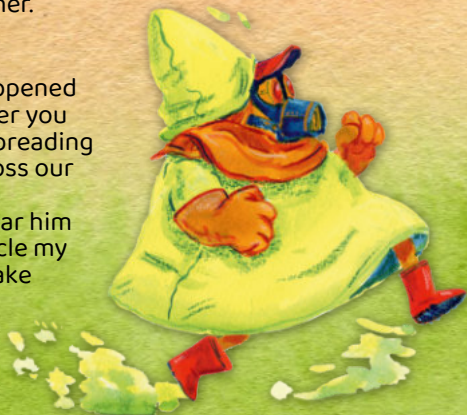
If you have finished the game with the **same number of flowers or more than bumblebees** in the bumblebee nest, you have **lost**. Try again and don't read any further!

If you finish the game with **more bumblebees than flowers** in the bumblebee's nest, you have **won**. You have collected enough nectar despite the poisonous spells. You may read the following sections.

Pestizido looks at you in astonishment and asks, "Have you been acting so strange just because of me?" Suddenly, he realises what he is actually doing with his poisonous spells. If the bees, bumblebees and other insects are too weak to fly to the blossoms, soon there will be no livelihood for him either.

Great, well done! You have opened Pestizido's eyes and together you have prevented him from spreading his toxic fumes further across our meadows and fields.

As he runs away, you can hear him mumbling: "And I'll just recycle my poison pot. I'm sure I can make something useful out of it!"




Game Variants

You want an even bigger challenge? Just play again and roll the dice 2 times in each round or think up a trickier variation with the magic-dice yourself to be ready in case someone casts poisonous spells again.

The "Silent Buzzer" (from 3 players)



If  is rolled, Pestizido casts a new spell on you instead. Only 1 bumblebee looks at the small tile and is the "silent buzzer" this round. They stand behind the collecting bumblebee and direct the buzzing of the others by hand signals. They themselves are not allowed to buzz and the collecting bumblebee is not allowed to turn around. Will you still manage to find the right flower?

Expert variant

After the collecting bumblebee has landed on the right flower, you can only successfully collect nectar if you can name the flower. To check, simply look on the back of the flower tile. You will find the German, scientific and English names there.

You can find more challenges and game variants on our website at
www.Gaiagames.de.





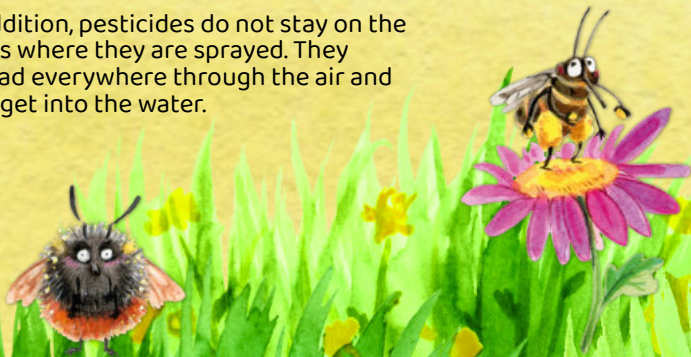
Of course, in reality the wizard Pestizido doesn't exist. But pesticides do exist. They are toxins that are sprayed on many fields, plantations and vineyards. The people who make them and the farmers who apply them prefer to speak of "plant protection".

They claim that only with the help of such field poisons can the world be supplied with enough grain, vegetables, fruit or even hazelnuts, cocoa and cotton. Otherwise, "pests" would eat the fields and plantations bare.



Of course, we all want to be fed. But the chemical poisons do not only affect the unwanted creatures. They also harm bumblebees, bees, butterflies and many other small animals. The flying insects are important for pollinating the flowers. If they are missing, there is no fruit and many animals have nothing to eat.

In addition, pesticides do not stay on the fields where they are sprayed. They spread everywhere through the air and also get into the water.



What was once well-intentioned - being able to grow and harvest as much as possible - has now become a major problem. But there is another way: organic farmers manage without these chemical poisons. They feed the soil so that healthy humus develops. They promote many different plants that help each other stay healthy. They give food to many insects. It is generally said that they promote biodiversity, the diversity of species.

If you also want to help the bumblebees, then...

- ...sow nectar plants in your garden or on your balcony.
- ...pay attention to the origin of your food, preferably "organic" and "regional".
- ...play Summsalabim with other children so that they can also become bumblebee helpers.
- ...take part in nature conservation campaigns like „Ackergifte, nein danke!“.



Want to learn more about this topic? You can find lots of interesting information on the website **www.enkeltauglich.bio**.



Many thanks for test play rounds, feedback and support goes to:

Many kindergardens and after-school clubs in Leipzig (especially Kids Campus Leipzig and the "WeltEntdecker" after-school club), KiTa Flohrstraße Osnabrück, Ernst-Klee-Förderschule Mettingen, Monika Boerger, Dominik and Natalia Eulberg, Jan-David Freund, Martha Glaser, Gustav Grabolle, Kirsten Hiese, Renate and Friedhelm Hetling, Konrad Jahn, Dorian Laubvogel, Frances Luhn, Mona Reduth, Katja Trumpler, Ilka Viehmann, Jonathan and Simon Werner, Sonja Wilhelm, Sophia von Wilcken, and many more.

Special thanks goes to Johannes Heimrath from the "Bündnis für eine enkeltaugliche Landwirtschaft" and Cornelis Hemmer from "Deutschland humt!" for their expertise and time.

Impressum

Author: Karin Hetling

Illustration: Nicole Pustelny

Typography: Mona Reduth

Graphics: Micha Reimer

Editing: Kevin Luhn und Micha Reimer



Reimer Luhn Giering Gaiagames GbR
Bahnhofstraße 6 in 06420 Könnern

www.gaiagames.de
kontakt@gaiagames.de



Bündnis für
eine enkeltaugliche
Landwirtschaft

